

State of the Industry – Basic Stats

Robert M. Friend

Acting Deputy Assistant Secretary

Mine Safety and Health Administration



Surface/Facilities

- **12,437 Surface & Facilities**
 - 161,354 Employees
- **12,018 Surface Operations**
 - 134,431 Employees
- **419 Facilities**
 - 26,923 Employees

SAND AND GRAVEL (CONSTRUCTION)

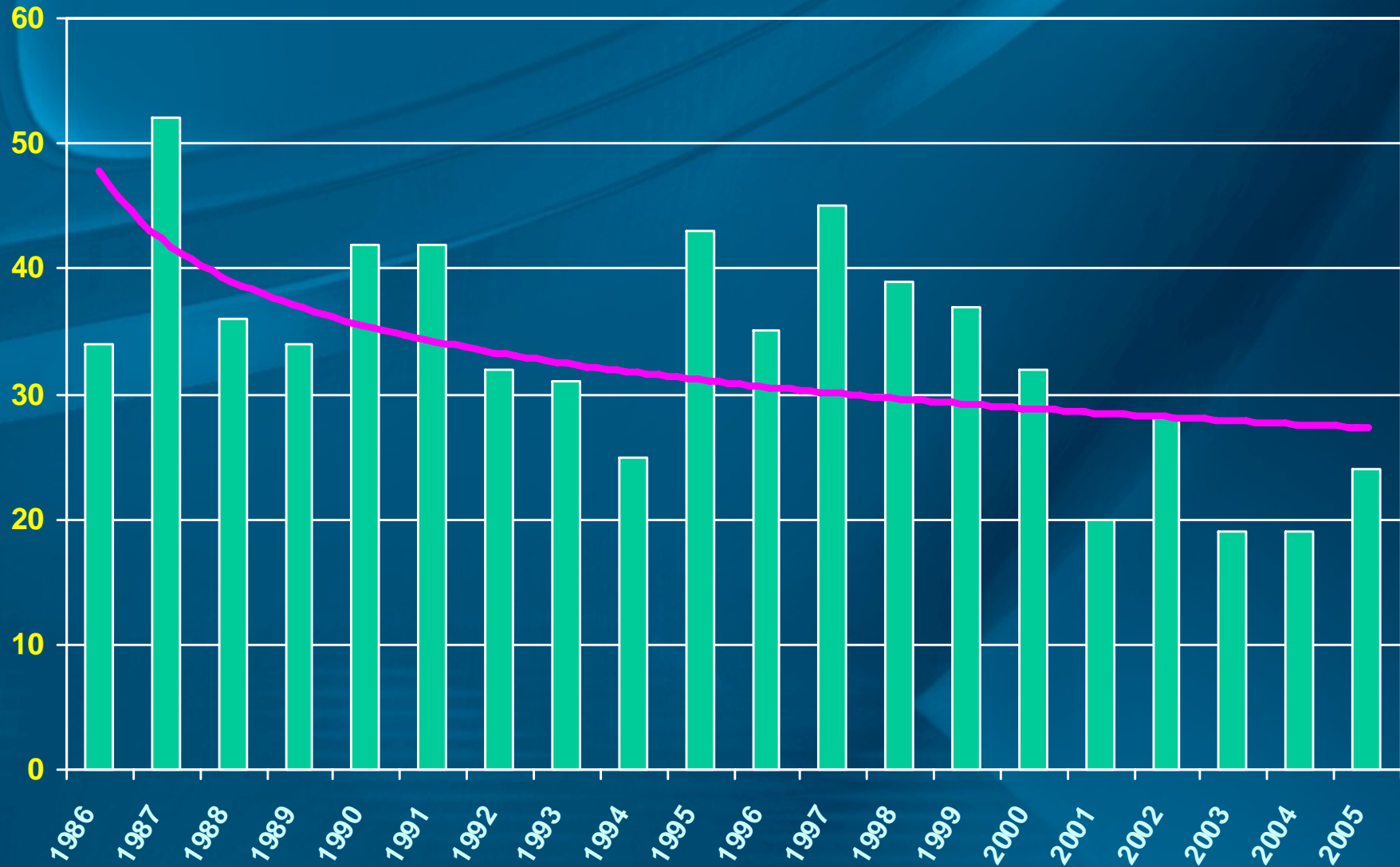
(Data in million metric tons unless otherwise noted)²

Domestic Production and Use:

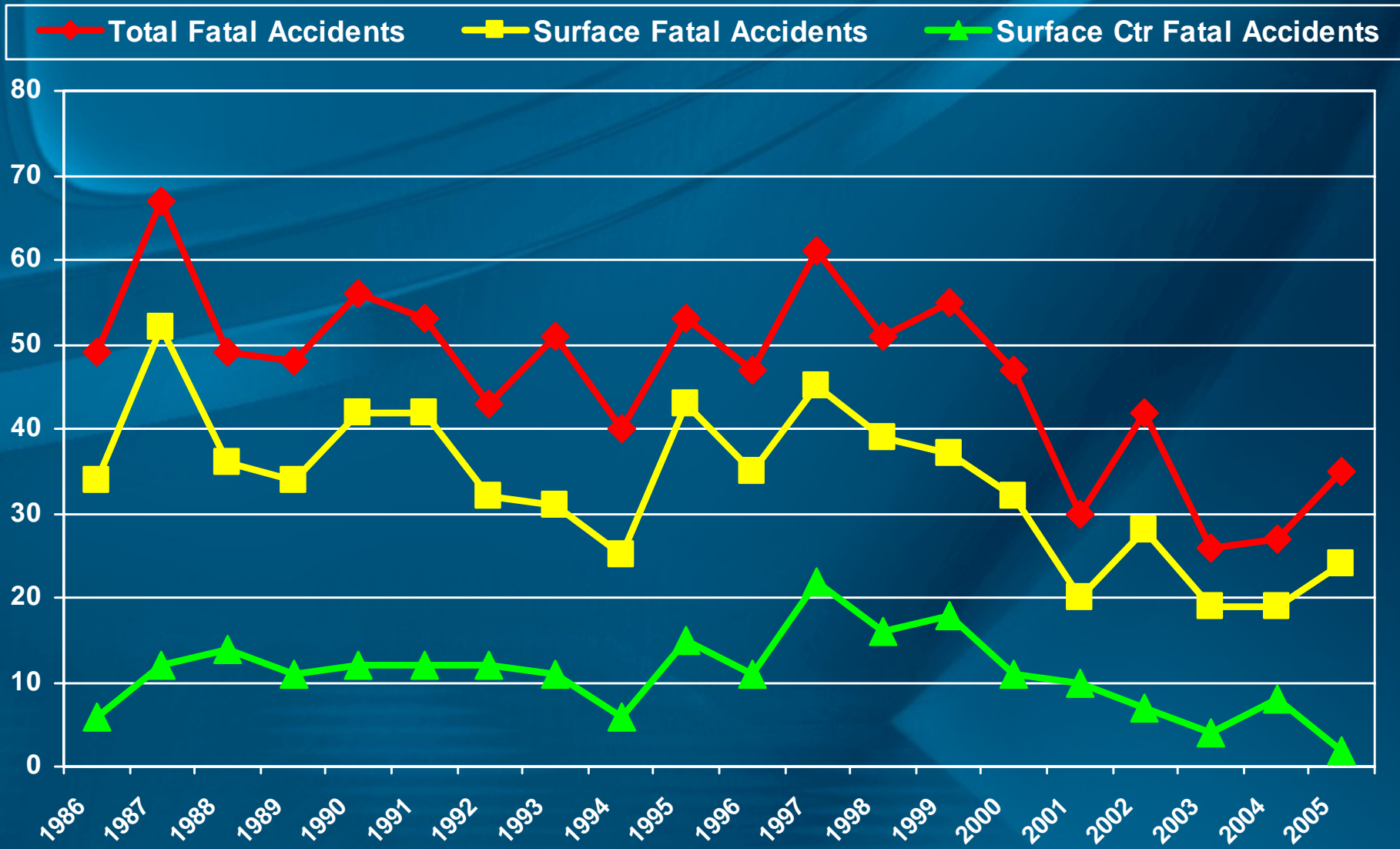
Construction sand and gravel valued at \$7.2 billion was produced by an estimated 3,900 companies from about 6,300 operations in 50 States. Leading producing States, in order of decreasing tonnage, were California, Texas, Arizona, Michigan, Minnesota, Ohio, Wisconsin, Nevada, Washington, and Colorado, which together accounted for about 54% of the total output. It is estimated that about 53% of the 1.26 billion tons of construction sand and gravel produced in 2005 was for unspecified uses. Of the remaining total, about 45% was used as concrete aggregates; 24% for road base and coverings and road stabilization; 13% as asphaltic concrete aggregates and other bituminous mixtures; 13% as construction fill; 2% for plaster and gunite sands; 1% for concrete products, such as blocks, bricks, and pipes; and the remaining 2% for filtration, railroad ballast, roofing granules, snow and ice control, and other miscellaneous uses.

The estimated output of construction sand and gravel in the 48 conterminous States, shipped for consumption in the first 9 months of 2005, was about 941 million tons, a slight increase from the total for the same period of 2004.

20 Years of Surface Fatalities



Summary of Fatal Accidents

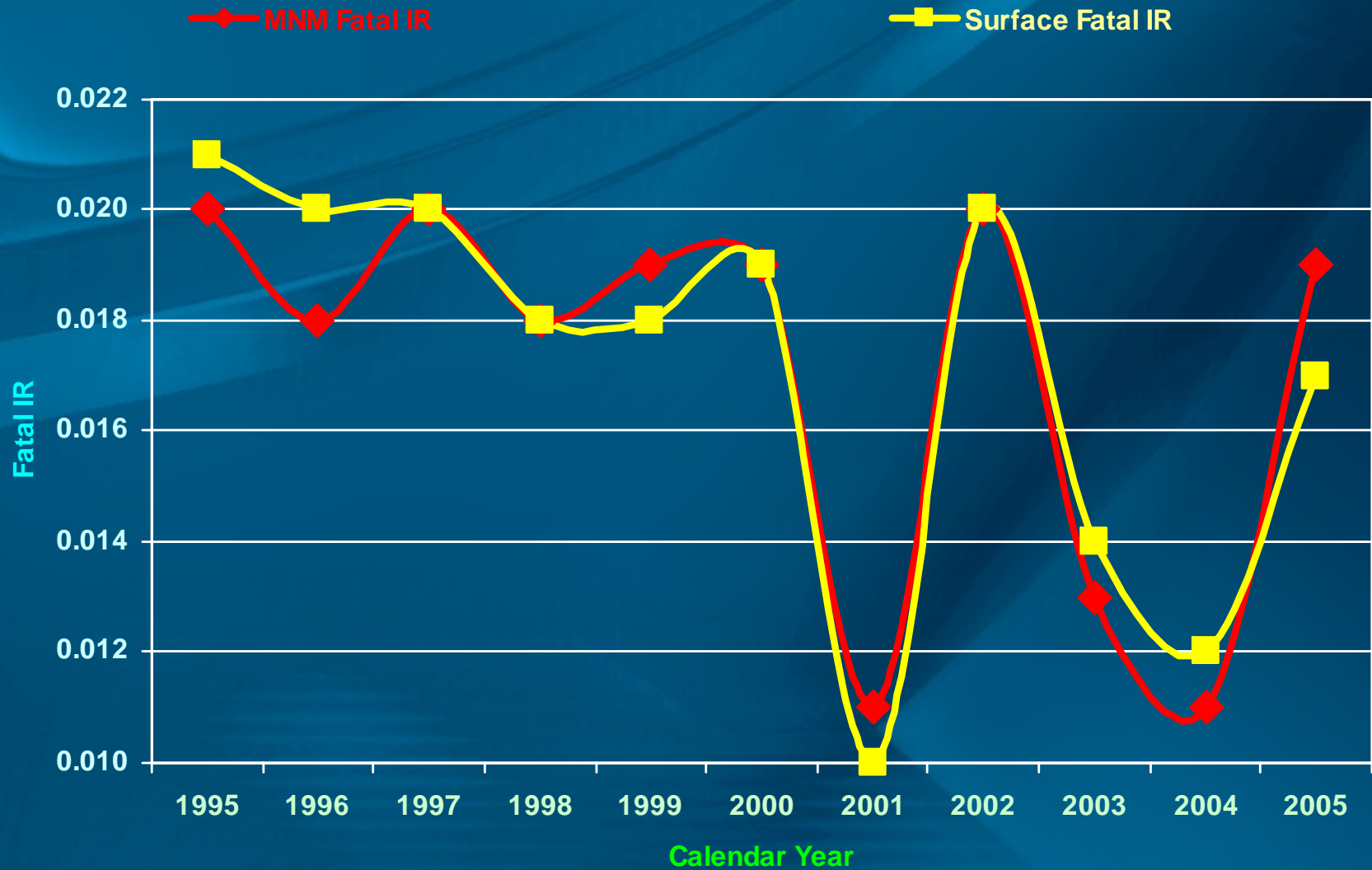


Fatalities (Surface Operations) by Accident Type 2000 - 2005

<u># Fatal Acc</u>	<u>Accident Type</u>
31	CGHT I, U, B, MVNG & STTN OBJS
21	STRUCK BY FALLING OBJECT
14	DROWNING
12	STRUCK AGAINST MOVING OBJECT
9	CGHT I, U, B, RNNG, MSHNG OBJS
7	CONTACT WITH ELCTRIC CURRENT
7	CGHT IN, UNDER, OR BTWEEN, NEC
7	STRUCK BY POWERED MOVING OBJ
6	FALL TO LOWER LEVEL, NEC
5	STRUCK BY, NEC
5	STRUCK AGAINST STATIONARY OBJ
3	CGHT I, U, B CLLPNS MTRL, BLDS
3	CONTCT W/ HOT OBJS OR SUBSTANC
3	FALL FRM MACH, VEHICLE, EQUIP
2	STRUCK BY FLYING OBJECT
2	FALL FRM SCAF, WLKWYS, PLTFRMS
1	CAUGHT I, U, B, MOVING OBJECTS
1	STRUCK BY ROLLNG OR SLIDNG OBJ
1	OVER-EXERTION, NEC
1	FALL ONTO OR AGAINST OBJECTS
1	OVER-EXERTION IN LIFTING OBJS

MNM Fatal IR vs Surface Fatal IR

1995 - 2005



MNM Total IR vs Surface Total IR

